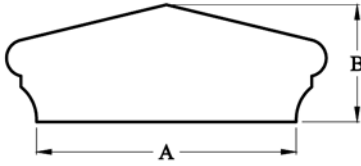


POST CAPS


SIZES SHOWN MAY HAVE A VARIANCE OF UP TO +/- 1/4" DEPENDING ON COATING/FINISHING TYPE

PCI-101

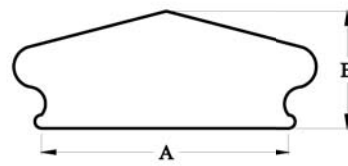


SIZE OPTIONS

- | | | |
|-------------------|---------------------|---------------------|
| 1. A=10" B=4-1/2" | 8. A=24" B=10-7/8" | 15. A=38" B=17-1/8" |
| 2. A=12" B=5-3/8" | 9. A=26" B=11-3/4" | 16. A=40" B=18-0" |
| 3. A=14" B=6-3/8" | 10. A=28" B=12-5/8" | 17. A=42" B=19-0" |
| 4. A=16" B=7-1/4" | 11. A=30" B=13-1/2" | 18. A=44" B=19-7/8" |
| 5. A=18" B=8-1/8" | 12. A=32" B=14-3/8" | 19. A=46" B=20-3/4" |
| 6. A=20" B=9-0" | 13. A=34" B=15-3/8" | 20. A=48" B=21-5/8" |
| 7. A=22" B=9-7/8" | 14. A=36" B=16-1/4" | 21. A=50" B=22-1/2" |




PCI-102

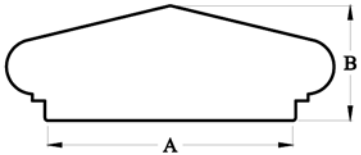


SIZE OPTIONS

- | | | |
|--------------------|---------------------|---------------------|
| 1. A=10" B=4-3/4" | 8. A=24" B=11-1/4" | 15. A=38" B=17-7/8" |
| 2. A=12" B=5-5/8" | 9. A=26" B=12-1/4" | 16. A=40" B=18-7/8" |
| 3. A=14" B=6-5/8" | 10. A=28" B=13-1/8" | 17. A=42" B=19-3/4" |
| 4. A=16" B=7-1/2" | 11. A=30" B=14-1/8" | 18. A=44" B=20-3/4" |
| 5. A=18" B=8-1/2" | 12. A=32" B=15-0" | 19. A=46" B=21-5/8" |
| 6. A=20" B=9-3/8" | 13. A=34" B=16-0" | 20. A=48" B=22-5/8" |
| 7. A=22" B=10-3/8" | 14. A=36" B=16-7/8" | 21. A=50" B=23-1/2" |




PCI-103

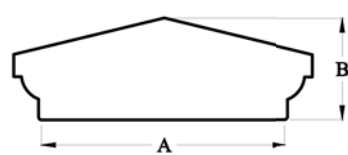


SIZE OPTIONS

- | | | |
|--------------------|---------------------|---------------------|
| 1. A=10" B=4-5/8" | 8. A=24" B=11-1/4" | 15. A=38" B=17-3/4" |
| 2. A=12" B=5-5/8" | 9. A=26" B=12-1/8" | 16. A=40" B=18-5/8" |
| 3. A=14" B=6-1/2" | 10. A=28" B=13-1/8" | 17. A=42" B=19-5/8" |
| 4. A=16" B=7-1/2" | 11. A=30" B=14-0" | 18. A=44" B=20-1/2" |
| 5. A=18" B=8-3/8" | 12. A=32" B=15-0" | 19. A=46" B=21-1/2" |
| 6. A=20" B=9-3/8" | 13. A=34" B=15-7/8" | 20. A=48" B=22-3/8" |
| 7. A=22" B=10-1/4" | 14. A=36" B=16-3/4" | 21. A=50" B=23-3/8" |




PCI-104

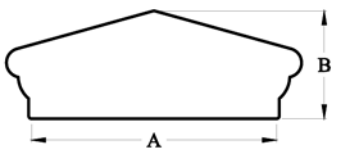


SIZE OPTIONS

- | | | |
|-------------------|---------------------|---------------------|
| 1. A=10" B=4-1/8" | 8. A=24" B=9-7/8" | 15. A=38" B=15-3/4" |
| 2. A=12" B=5-0" | 9. A=26" B=10-3/4" | 16. A=40" B=16-1/2" |
| 3. A=14" B=5-3/4" | 10. A=28" B=11-5/8" | 17. A=42" B=17-3/8" |
| 4. A=16" B=6-5/8" | 11. A=30" B=12-3/8" | 18. A=44" B=18-1/4" |
| 5. A=18" B=7-1/2" | 12. A=32" B=13-1/4" | 19. A=46" B=19-0" |
| 6. A=20" B=8-1/4" | 13. A=34" B=14-1/8" | 20. A=48" B=19-7/8" |
| 7. A=22" B=9-1/8" | 14. A=36" B=14-7/8" | 21. A=50" B=20-3/4" |




PCI-105



SIZE OPTIONS

- | | | |
|-------------------|---------------------|---------------------|
| 1. A=10" B=4-3/8" | 8. A=24" B=10-5/8" | 15. A=38" B=16-3/4" |
| 2. A=12" B=5-1/4" | 9. A=26" B=11-1/2" | 16. A=40" B=17-5/8" |
| 3. A=14" B=6-1/8" | 10. A=28" B=12-3/8" | 17. A=42" B=18-1/2" |
| 4. A=16" B=7-0" | 11. A=30" B=13-1/4" | 18. A=44" B=19-3/8" |
| 5. A=18" B=7-7/8" | 12. A=32" B=14-1/8" | 19. A=46" B=20-1/4" |
| 6. A=20" B=8-7/8" | 13. A=34" B=15-0" | 20. A=48" B=21-1/8" |
| 7. A=22" B=9-3/4" | 14. A=36" B=15-7/8" | 21. A=50" B=22-0" |




PCI-106



SIZE OPTIONS

- | | | |
|-------------------|---------------------|---------------------|
| 1. A=10" B=4-1/4" | 8. A=24" B=10-1/4" | 15. A=38" B=16-1/4" |
| 2. A=12" B=5-1/8" | 9. A=26" B=11-1/8" | 16. A=40" B=17-1/8" |
| 3. A=14" B=6-0" | 10. A=28" B=12-0" | 17. A=42" B=17-7/8" |
| 4. A=16" B=6-7/8" | 11. A=30" B=12-3/4" | 18. A=44" B=18-3/4" |
| 5. A=18" B=7-5/8" | 12. A=32" B=13-5/8" | 19. A=46" B=19-5/8" |
| 6. A=20" B=8-1/2" | 13. A=34" B=14-1/2" | 20. A=48" B=20-1/2" |
| 7. A=22" B=9-3/8" | 14. A=36" B=15-3/8" | 21. A=50" B=21-3/8" |




PCI-107



SIZE OPTIONS

- | | | |
|--------------------|---------------------|---------------------|
| 1. A=10" B=5-0" | 8. A=24" B=12-1/8" | 15. A=38" B=19-1/8" |
| 2. A=12" B=6-0" | 9. A=26" B=13-1/8" | 16. A=40" B=20-1/8" |
| 3. A=14" B=7-0" | 10. A=28" B=14-1/8" | 17. A=42" B=21-1/8" |
| 4. A=16" B=8-0" | 11. A=30" B=15-1/8" | 18. A=44" B=22-1/8" |
| 5. A=18" B=9-1/8" | 12. A=32" B=16-1/8" | 19. A=46" B=23-1/8" |
| 6. A=20" B=10-1/8" | 13. A=34" B=17-1/8" | 20. A=48" B=24-1/8" |
| 7. A=22" B=11-1/8" | 14. A=36" B=18-1/8" | 21. A=50" B=25-1/4" |



PCI-108



SIZE OPTIONS

- | | | |
|-------------------|---------------------|---------------------|
| 1. A=10" B=4-1/2" | 8. A=24" B=10-5/8" | 15. A=38" B=16-7/8" |
| 2. A=12" B=5-3/8" | 9. A=26" B=11-5/8" | 16. A=40" B=17-3/4" |
| 3. A=14" B=6-1/4" | 10. A=28" B=12-1/2" | 17. A=42" B=18-3/4" |
| 4. A=16" B=7-1/8" | 11. A=30" B=13-3/8" | 18. A=44" B=19-5/8" |
| 5. A=18" B=8-0" | 12. A=32" B=14-1/4" | 19. A=46" B=20-1/2" |
| 6. A=20" B=8-7/8" | 13. A=34" B=15-1/8" | 20. A=48" B=21-3/8" |
| 7. A=22" B=9-3/4" | 14. A=36" B=16-0" | 21. A=50" B=22 1/4" |

